

Workshops: The heart of the MagiKats Programme

Every student is assigned to a Stage, based on their academic year and assessed study level.

Stage Foundation and 1 students range from 5 to 7 years old.

The sheets in this pack are a small sample of what is available! These are only samples of the student's worksheets - our teaching methods include discussion and hands-on activities.

Core skills sheets are also provided for independent completion by each student (usually at home).

Topics offered at this level include: rhythm; phonics and spelling; high frequency word recognition and vocabulary development; constructing sentences; synonyms and antonyms; consequences; reading and writing comprehension of both fiction and non-fiction texts.



MagiKats
TUITION CENTRES

ENGLISH STAGE F/1



Choosing Interesting Words



Look at the pictures below and write down **two** different words that you could use to describe it.



Word 1 _____

Word 2 _____

Best word _____



Word 1 _____

Word 2 _____

Best word _____



Word 1 _____

Word 2 _____

Best word _____



Word 1 _____

Word 2 _____

Best word _____



Word 1 _____

Word 2 _____

Best word _____



Word 1 _____

Word 2 _____

Best word _____



Word 1 _____

Word 2 _____

Best word _____




The word 'and' is used by lots of people in their writing. It is used so often that it gets boring. Look at this sentence:

The rain stopped and the sun came out and we went out to play.

Write down as many linking words as you can think of that could have been used instead of 'and' in this (or another) sentence.





Rewrite the sentence using two different words in place of and
- remember - best writing!



Complete this story by writing interesting words in the gaps.



It was a _____ winter night and

Freddy the fox was _____ hungry.



There were _____ stars in the sky



and it was _____ to see across the _____.

If he was _____ then somebody would put their rubbish bin out

_____ he could _____ tonight.

Just as he thought _____,

sure enough the man at number 12 _____.



Oh, no! There was another fox _____.

Freddy might be too late. He ran like _____

but the other fox beat him there.

He slid to a stop by _____.

He had been taught not to fight so he turned to _____ back home,

sad and still hungry. A _____ voice behind him said,

“There’s plenty for _____.” That was the start of the very long

and happy friendship between Freddy and _____.



Writing Sentences



Write out these sentences on each line (use your best writing) with correct capital letters and full stops.

Remember that names need capital letters!

1) the puppy, called kylo, ran through the garden

2) he ran past the gate and jumped over the stream


3) after a while, kylo found himself in the woods

4) there was a huge butterfly he just had to chase

5) up and down and round and round he ran and leapt

6) by the end of the day kylo was very tired

7) he wandered home and slept tight all night





Use a coloured pencil to add in capital letters and full stops into this story.

All other punctuation is shown.

Hint read the story in your head (or out loud) slowly and carefully to see where you need to take breaks and add in full stops.

Remember proper nouns (proper names) need capital letters too!



the last time claire was at school she had been shy and quiet this september,

however, was going to be very different over the summer claire had been

climbing trees, learning new things and making new friends claire had

found her confidence and her voice oh yes, this september was going

to be very different





There are three ways to end a sentence. One is:

full stop




Write the other two ways below:

2

Add in the correct punctuation to the end of these sentences.

- 1) I can't stand this cheese
- 2) Why are you shouting
- 3) Can George have a go
- 4) The tree was creaking quietly
- 5) Now we are lost
- 6) How can you see in the dark
- 7) The bus drove down the road
- 8) Let me out
- 9) My dog eats at dinner time
- 10) What is that thing over there





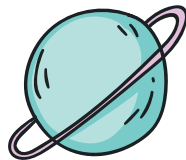
Use a coloured pencil to add in capital letters, full stops, exclamation marks and question marks into this story. All other punctuation is shown.

Hint read the story in your head (or out loud) slowly and carefully to see where you need to take breaks and add in full stops.



Remember proper nouns (proper names) need capital letters too!

Once finished, read your story aloud, being careful to read the names carefully.



a long time ago, in a far away galaxy, a small alien named quort was crying

he had lost his best friend, mokey they had been playing in the woods when



mokey had disappeared quort searched and searched and had just about

given up when mokey jumped out behind him “ boo i’m here, you silly alien ”


laughed mokey “ do you think you’re funny never do that again ” squealed

quort as he jumped up they laughed together and went home for tea





The 'e' and 'ee' sounds



Sort these words into the right list for the sound they contain.


- | | | | | | | |
|------|-------|-------|------|--------|-------|-------|
| tea | bee | leg | web | bed | step | beach |
| lean | week | check | fell | west | egg | dream |
| weed | clean | bead | best | fleece | chest | steam |

Short 'e' sound

Long 'ee' sound

peck

peel





Complete the crossword.

peel	reed	keep	deer
leek	seed	peep	deep

1			2						
			3			4			
			5			6			
							7		8

Across

- 1 A plant grows from this.
- 3 This grows by the water.
- 5 The skin of an orange or banana.
- 7 Opposite of to give away.

Down

- 2 An animal with antlers.
- 4 Opposite of shallow.
- 6 A type of vegetable.
- 8 Spy on something, or look at very quickly.



sounds



Put the right sounds into these words – either ee or ea.

Near the sea

b ____ ____ ch



The colour of grass



gr ____ ____ n

You use this on a bed

sh ____ ____ t

Opposite of dirty

cl ____ ____ n

Another word for cry

w ____ ____ p

The skin of an orange




p ____ ____ l

You do this at night...



sl ____ ____ p



...and you also do this, too



dr ____ ____ m

On the end of your legs

f ____ ____ t

The green part of a tree

l ____ ____ f

Somewhere to sit

s ____ ____ t

A very big dinner

f ____ ____ st



Brush these every day

t ____ ____ th




sounds



Choose the correct word for each sentence and write it in the gap.

sea knee me tea cream beach really seek treat



We went to the _____ at the weekend. We swam in the

_____, but it was _____ cold.

My Dad helped _____ to make a big sandcastle.




We played hide and _____ by the rocks,

but my brother fell and cut his _____.

Mum got us an ice _____ from the shop as a _____

and she and Dad had a cup of _____.





Choose the right word in these sentences.

- 1) You need to (heat/heet) the soup before you (eat/eet) it.
- 2) I cut my finger on a (sheat/sheet) of paper and it is taking a long time to (heal/heel).

3) My (feat/feet) are wet because my boots (leak/leek).



4) Last (weak/week) I went to the (beach/beechn).

5) It (seams/seems) a long time until my birthday next (weak/week).




6) The (stream/streem) is very (deap/deep) and the water is quite (clear/cleer).

7) The mountain gets very (steap/steep) near the (peak/peek).



8) The (sheap's/sheep's) wool is not very (clean/cleen).

9) I will (meat/meet) my friend at the corner of the (streat/street).



10) Huge (beach/beechn) (treas/trees) grow from (really/reelly) little (seads/seeds).

11) (Please/pleese) pass me the (chease/cheese).

Ask your mentor to mark these, and write out the whole sentence for any you got wrong!



sounds



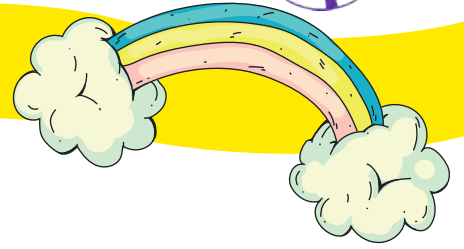
Match these words to their meaning. If you are not sure, use a dictionary to check.

beach beech read reed week weak seems seams peek peak
 heal heel cheep cheap meat meet leek leak deer dear

	Beef, lamb or chicken.
	A type of tree.
	The land next to the sea.
	A type of vegetable.
	The back part of your foot.
	Get together with someone.
	Seven days.
	When something does not cost much.
	Not very strong.
	Get better - like a cut.
	This _____ strange.
	An animal with antlers.
	Grows in the water, a bit like rushes.
	The noise a bird makes.
	A hole that lets water out.
	Joins between two bits of fabric.
	Spy or look secretly at.
	The top of a hill or mountain.
	What you do with a book or newspaper.
	Use this word to start a letter.



Writing comprehension: invitation writing



Task 1

Write down the name of **two** characters from the story.
Write alongside each name, the way that they felt at the end of the story.

_____ felt _____

_____ felt _____

Plan your invitation:

Who is it to? _____

What kind of party will it be? _____


Why is the invitation being sent? _____

What time is the party? _____

What date is the party? _____

Where will it be held? _____


Who is the invitation from? _____



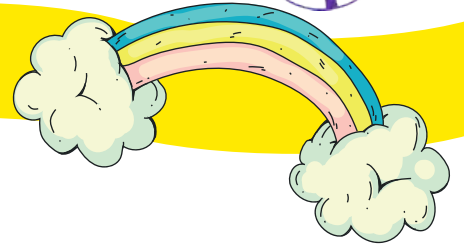
Think of a sentence to make the invitation more interesting.

Use the frame on the next page to present your invitation.
Make it look really good with your best writing, pictures and coloured pencils.





Sample



Task 2

Now imagine you are the character who received this invitation.

Will you go to the party?

Why, or why not?



You are going to write a reply to the invitation.

What will you write at the top of the page?

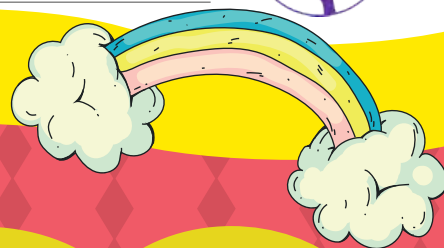
What word will you use to start the reply?

What do you need to tell the character who sent the invitation?



How will you finish your reply?





Sample






Jack and Jill



Write down each pair of rhyming words.
Use your best writing and copy the words carefully.

The story in pictures:





Answer these questions with full sentences:-

1) What were Jack and Jill going to fetch?

Jack and Jill were going to

.....

.....



2) Who fell down first and what did he break?

..... fell

.....

.....

3) What did Jack put on his head?

Jack put

..... on his